

Excellence. Evolved.

This is not just another speaker range. Each new generation of 800 Series Diamond is a landmark event for Bowers & Wilkins. This is our benchmark, our icon; the most advanced range of loudspeakers we know how to make. For us, the 800 Series Diamond is everything we know, and everything we are.


802 D4

The 802 D4 offers much of the performance of 801 D4, including the same Turbine Head enclosure for its midrange cone, yet is more affordable overall. Perfect for reference-grade stereo listening and also an excellent choice in home theatre applications.




Decoupled midrange

The dedicated midrange cone uses four proprietary Bowers & Wilkins technologies: the Continuum cone, FST™, Biomimetic Suspension and midrange decoupling, the latter ensuring minimal interference from the loudspeaker's bass drivers.




Aluminium top-plate

Every stereo model in the new range has a significantly upgraded cabinet design with an all-new aluminium top-plate for even greater stiffness and as a result, even more realism. The same design provides a perfect mounting point for all-new Leather by Connolly cabinet detailing.





802 D4



Technical features

Diamond tweeter
Solid body Tweeter-on-Top
Continuum cone FST™
Anti-Resonance plug
Biomimetic Suspension
Turbine Head
Matrix™
Aerofoil cone bass units
Flowport™

Description

3-way vented-box system

Drive units

1x ø25mm (1in) diamond dome high-frequency
1x ø150mm (6in) Continuum cone FST™ midrange
2x ø200mm (8in) Aerofoil cone bass units

Frequency range

14Hz to 35kHz

Frequency response

(+/-3dB from reference axis)

17Hz to 28kHz

Sensitivity

(on axis at 2.83Vrms at 1m)

90dB

Harmonic distortion

2nd and 3rd harmonics (90dB, 1m on axis)
<1 % 70Hz – 20kHz
<0.3% 100Hz – 20kHz

Nominal impedance

8Ω (minimum 3.0Ω)

Recommended amplifier power

50W – 500W into 8Ω on unclipped programme

Max. recommended cable impedance

0.1Ω

Dimensions

Height: 1218mm
Width: 413mm
Depth: 602mm

Net weight

88.10kg

Finishes

Cabinet:	Grille:
Gloss Black	Black
Satin Rosenuot	Black
Satin Walnut	Grey
White	Grey