




Important Additional Operation Information Guide



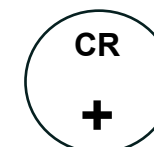
McIntosh Laboratory, Inc.
2 Chambers Street
Binghamton, NY 13903
www.mcintoshlabs.com



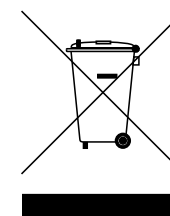
Safety Instructions



Lithium Batteries



Disposal Instructions



The lightning flash with arrowhead, within an equilateral triangle, is intended to alert the user to the presence of uninsulated "dangerous voltage" within the product's enclosure that may be of sufficient magnitude to constitute a risk of electric shock to persons.

WARNING: TO REDUCE RISK OF FIRE OR ELECTRICAL SHOCK, DO NOT EXPOSE THIS EQUIPMENT TO RAIN OR MOISTURE.

Additional Safety Information specific to this product may be contained in the Owner's Manual supplied with this product



ATTENTION:
RISQUE DE CHOC ELECTRIQUE - NE PAS OUVRIR

NO USER-SERVICEABLE PARTS INSIDE. REFER SERVICING TO QUALIFIED PERSONNEL.

The exclamation point within an equilateral triangle is intended to alert the user to the presence of important operating and maintenance (servicing) instructions in the literature accompanying the appliance.

TO PREVENT THE RISK OF ELECTRIC SHOCK, DO NOT REMOVE COVER OR BACK. NO USER-SERVICEABLE PARTS INSIDE.

IMPORTANT SAFETY INSTRUCTIONS!

PLEASE READ THEM BEFORE OPERATING THIS EQUIPMENT.

1. Read these instructions.
2. Keep these instructions.
3. Heed all warnings.
4. Follow all instructions.
5. Do not use this apparatus near water.
6. Clean only with a dry cloth.
7. Do not block any ventilation openings. Install in accordance with the manufacturer's instructions.
8. Do not install near any heat sources such as radiators, heat registers, stoves, or other apparatus (including amplifiers) that produce heat.
9. Do not defeat the safety purpose of the polarized or grounding-type plug. A polarized plug has two blades with one wider than the other. A grounding type plug has two blades and a third grounding prong. The wide blade or the third prong are provided for your safety. If the provided plug does not fit into your outlet, consult an electrician for replacement of the obsolete outlet.
10. Protect the power cord from being walked on or pinched particularly at plugs, convenience receptacles, and the point where they exit from the apparatus.
11. Only use attachments/accessories specified by the manufacturer.
12. Use only with the cart, stand, tripod, bracket, or table specified by the manufacturer, or sold with the apparatus. When a cart is used, use caution when moving the cart/apparatus combination to avoid injury from tip-over.



13. Unplug this apparatus during lightning storms or when unused for long periods of time.
14. Refer all servicing to qualified service personnel. Servicing is required when the apparatus has been damaged in any way, such as power-supply cord or plug is damaged, liquid has been spilled or objects have fallen into the apparatus, the apparatus has been exposed to rain or moisture, does not operate normally, or has been dropped.
15. Do not expose this apparatus to dripping or splashing and that no objects filled with liquids, such as vases, should not be placed on the equipment.
Ne pas exposer cet appareil à des éclaboussures ou gouttelettes d'un liquide. Aucun objet rempli de liquide comme par exemple un vase ne doit être placé sur l'appareil.
16. If this equipment is supplied with a power supply cord only, the mains plug of the power supply cord shall remain readily operable. To completely disconnect this apparatus from the a.c. mains disconnect the plug from the a.c. receptacle.
Si l'équipement est uniquement alimenté par un cordon d'alimentation, la fiche du cordon d'alimentation doit demeurer aisément accessible. Pour déconnecter complètement l'équipement du réseau d'alimentation, déconnecter la fiche du cordon d'alimentation de la prise murale.
17. If this equipment is supplied with AC /DC Adapter with separate power supply cord or the AC/DC Adapter plugging directly into an a.c. receptacle, they shall remain readily operable. To completely disconnect this equipment from

the a.c. mains remove the AC /DC Adapter mains power supply cord from the a.c. receptacle or remove the AC /DC Adapter when it is directly plugged into the a.c. receptacle.

Si l'équipement est alimenté par un adaptateur AC/DC munis d'un cordon d'alimentation ou un adaptateur AC/DC qui est alimenté directement à la prise murale, ils doivent demeurer aisément accessibles. Pour déconnecter complètement l'équipement du réseau d'alimentation, déconnecter l'adaptateur AC/DC de la prise murale ou déconnecter le cordon d'alimentation de l'adaptateur AC/DC de la prise murale.

18. **WARNING:** Do not expose batteries or battery pack to excessive heat such as sunshine, fire or the like.
AVERTISSEMENT: Les batteries ou bloc de batteries ne doivent pas être exposées à une chaleur excessive telle que celle du soleil, feu ou autre source de chaleur similaire.
19. **CAUTION:** danger of explosion if battery is incorrectly replaced. Replace only with the same or equivalent type.
ATTENTION: danger d'explosion si la pile n'est pas remplacée correctement. Ne remplacer que par le même type ou un type équivalent.
20. Connect mains power supply cord only to a mains socket outlet with a protective earthing connection.
21. **Warning:** The Ethernet connector of this equipment must not be directly connected to a public network. Connection is to be made only by way of a modem or router approved for this purpose.

FCC INFORMATION (For US and Canada Customers)

- a) User Information acc. to FCC15.21 as following:
Changes or modifications not expressly approved by the party responsible for compliance could void the user's authority to operate the equipment.
- b) Statement for Class B digital device acc. to FCC 15.105 as following:

NOTE: This equipment has been tested and found to comply with the limits for a Class A/B digital device, pursuant to part 15 of the FCC Rules. These limits are designed to provide reasonable protection against harmful interference in a residential installation. This equipment generates, uses and can radiate radio frequency energy and, if not installed and used in accordance with the instructions, may cause harmful interference to radio communications. However, there is no guarantee that interference will not occur in a particular installation. If this equipment does cause harmful interference to radio or television reception, which can be determined by turning the equipment off and on, the user is encouraged to try to correct the interference by one or more of the following measures:

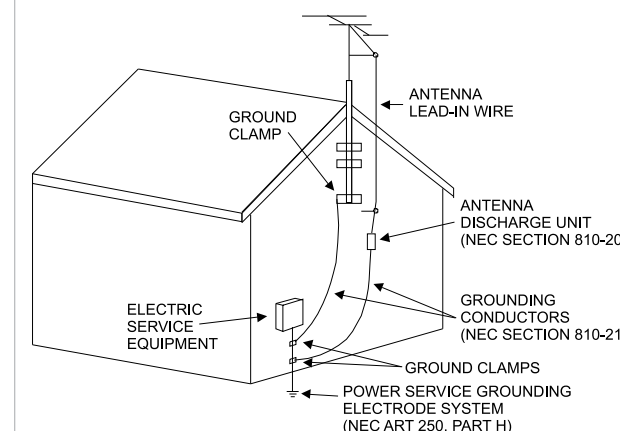
- Reorient or relocate the receiving antenna.
 - Increase the separation between the equipment and receiver.
 - Connect the equipment into an outlet on a circuit different from that to which the receiver is connected.
 - Consult the dealer or an experienced radio/ TV technician for help.
 - This device complies with Industry Canada licence-exempt RSS standard(s). Operation is subject to the following two conditions: (1) this device may not cause interference, and (2) this device must accept any interference, including interference that may cause undesired operation of the device.
- Le présent appareil est conforme aux CNR d'Industrie Canada applicables aux appareils radio exempts de licence. L'exploitation est autorisée aux deux conditions suivantes : (1) l'appareil ne doit pas produire de brouillage, et (2) l'utilisateur de l'appareil doit accepter tout brouillage radioélectrique subi, même si le brouillage est susceptible d'en compromettre le fonctionnement.

- c) The device must be kept more than 20 cm from all persons.

Outdoor Antenna Grounding

If an outside antenna or cable system is connected to the product, be sure the antenna or cable system is grounded so as to provide some protection against voltage surges and built-up static charge. Article 810 of the National Electrical Code, ANSI/NFPA 70, provides information with regards to proper grounding of the mast and supporting structure, grounding of the lead-in wire to an antenna discharge unit, and size of ground conductors, location of antenna-discharge unit, connection to ground electrodes and requirements for the grounding electrode.

Example of antenna grounding as per National Electrical Code, ANSI/NFPA 70



Lithium Battery



WARNING:

DO NOT INGEST BATTERY, CHEMICAL BURN HAZARD

This product and/or the remote control supplied with this product may contain a coin/button cell battery. If the coin/button cell battery is swallowed, it can cause severe internal burns in just 2 hours and can lead to death. Keep new and used batteries away from children. If the battery compartment does not close securely, stop using the product and/or remote control and keep it away from children. If you think batteries might have been swallowed or placed inside of the body, seek immediate medical attention.



AVERTISSEMENT: NE PAS INGÉRER L'ACCUMULATEUR, RISQUE DE BRÛLURE CHIMIQUE

[La telecommande fournie avec] Ce produit contient un accumulateur bouton. En cas d'ingestion, l'accumulateur bouton, peut causer des brûlures internes severes en a peine 2 heures qui peuvent etre mortelles. Conserver les accumulateurs neufs usages hors de portee des enfants. Sile compartiment de l'accumulateur ne se ferme pas de maniere sure, ne plus utiliser le produit et le tenir hors de portee des enfants. Encas de soupcon d'ingestion d'un accumulateur ou d'introduction dans une partie quelconque du corps, demander immediatement un avis medical.

CAUTION:

Danger of explosion if the battery is incorrectly installed. Only install one of the approved Lithium Batteries listed below.

ATTENTION:

Danger d'explosion si la pile n'est pas remplacée correctement. Installer uniquement l'une des piles au lithium approuvées énumérées ci dessous.

Lithium Battery Type

Long Life Lithium Coin Cell type battery is used in this product and/or supplied remote control. This product and/or supplied remote control may be supplied with a battery depending on the country where this product is purchased. When purchasing a battery for use in this product and/or remote control, refer to the following list:

Approved Lithium Batteries		
Brand	IEC No.	ANSI/NEDA No.
Energizer	CR2032	5004LC ¹
Panasonic	CR2032(PA/1B) ¹	5004LC ¹

¹CR Lithium Coin Cells contain Perchlorate - special handling may apply. For additional information go to <https://www.dtsc.ca.gov/hazardouswaste/perchlorate/>

Battery Removal or Installation

It is advisable to remove the Lithium Battery from this product and/or remote control when it is not used for an extended period of time. This will help to extend battery life and avoid possible damage to the product and/or remote control.

BATTERY REMOVAL:

Perform the following steps to remove the battery from the product and/or remote control:

- Before removing the Lithium Battery, first disconnect the AC Power Cord and/or AC/DC Adapter from this product.
Note: Step 1 is not required when removing the Lithium Battery from a remote control.
- Press the tab and lift up on the Backup Battery Cover and temporarily place it aside. Refer to figures 1 and 2.
- When removing the battery from a remote control proceed to step 4. To remove the battery from a product proceed to step 5.
- Referring to figure 3, press on the bottom edge of the battery to release the battery from the molded battery socket. Then remove the battery from inside of the Remote Control. Proceed to step 6.
- Referring to figure 4, use a small pocket size screw driver (or other suitable tool) and carefully insert the tip of the tool between the metal tab of the battery socket and the left side of the battery. Then rotate the tool to release the battery from the socket. Remove the battery from inside of the product.
- Reinstall the Battery Cover.
- Store the battery in a cool dry place for future use or dispose of the battery in accordance with the local regulations for lithium battery disposal. Batteries should never be thrown away or incinerated.

BATTERY INSTALLATION:

Perform the following steps to install the battery into the product and/or remote control:

- Before installing the Lithium Battery, first disconnect the AC Power Cord and/or AC/DC Adapter from this product.

Note: Step 8 is not required when installing the Lithium Battery into a remote control.

- Press the tab and lift up on the Backup Battery Cover and temporarily place it aside. Refer to figures 1 and 2.
- When installing the battery into the remote control proceed to step 11. To install the battery into a product proceed to step 12.
- Orient the battery so the + symbol (engraved into one side of the battery) is facing up. Refer to figure 7. Then insert the battery into the socket. Make sure the battery is touching both contact points and is seated in the socket. Refer to figure 8.
- Orient the battery so the + symbol (engraved into one side of the battery) is facing up. Refer to figures 5 and 6. Then insert the battery into the socket. Make sure the battery is touching both contact points and is seated in the socket.
- Reinstall the Battery Cover.



Figure 1



Figure 2

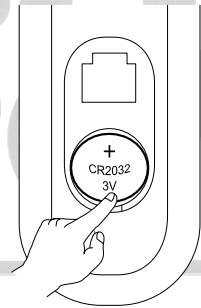


Figure 3

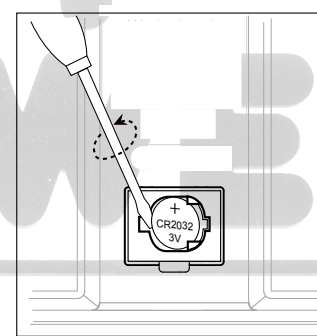


Figure 4

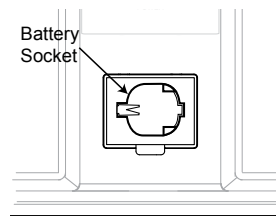


Figure 5

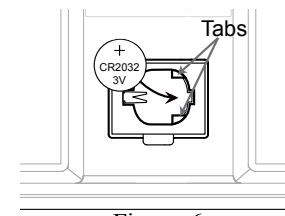


Figure 6

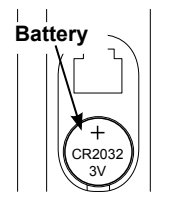


Figure 7

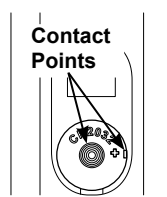
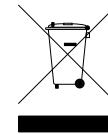


Figure 8

Disposal Instructions

North American Waste of Electrical and Electronic Equipment Directive

When discarding the unit, comply with local rules or regulations. Batteries should never be thrown away or incinerated but disposed of in accordance with the local regulations concerning battery disposal.



European Union (EU) Waste of Electrical and Electronic Equipment (WEEE) directive

The European Union's WEEE directive requires that products sold into EU countries must have the crossed out trashbin label on the product (or the package in some cases). As defined by the WEEE directive, this cross-out trashbin label means that customers and end-users in EU countries should not dispose of electronic and electrical equipment or accessories in household waste. Customers or end-users in EU countries should contact their local equipment supplier representative or service centre for information about the waste collection system in their country.

Směrnice Evropské unie (EU) o odpadních elektrických a elektronických zařízeních (OEEZ)

Směrnice Evropské unie OEEZ vyžaduje, aby byly výrobky prodávané do země EU (nebo některých případech obaly) opatřeny nálepkou s přeškrtnutým odpadkovým košem. Jak stanoví směrnice OEEZ, tato nálepka s přeškrtnutým odpadkovým košem znamená, že zákazníci akoncoví uživatelé vzemích EU by neměli likvidovat elektrická a elektronická zařízení nebo příslušenství jako komunální odpad. Zákazníci nebo koncoví uživatelé vzemích EU by se měli umístitiho zástupce dodavatele zařízení nebo userservisního střediska informovat osystému sběru odpadu vjejich zemi.

Richtlinie über Elektro- und Elektronik-Altgeräte (WEEE) der Europäischen Union (EU)

Produkte, die in EU Ländern auf den Markt gebracht werden, müssen mit einer durchgestrichenen Abfalltonne gekennzeichnet sein (oder in einzelnen Fällen die Verpackung). Die WEEE Direktive definiert, dass Kunden und Endnutzer in Ländern der Europäischen Union (EU) elektronische und elektrische Geräte sowie elektronisches oder elektrisches Zubehör nicht in den Hausmüll entsorgen dürfen. Innerhalb der EU setzen Sie sich bitte mit dem örtlichen Vertreter oder Kundendienst Ihres Geräteherstellers in Verbindung, der Ihnen Auskunft zur Altgeräteentsorgung/-abholung geben kann.

La directiva de la Unión Europea (EU) sobre Residuos de Aparatos Eléctricos y Electrónicos (RAEE)

La directiva RAEE de la Unión Europea requiere que los productos vendidos en los países de la UE sean rotulados mediante el símbolo de un contenedor de basura tachado sobre el producto (o en algunos casos sobre el envase). Conforme con la directiva RAEE, el símbolo del contenedor de basura tachado significa que los clientes y usuarios finales en los países de la UE no deberían de disponer los aparatos eléctricos o electrónicos ni ninguno de sus componentes junto a la basura doméstica. Clientes o usuarios finales en los países de la UE deben entrar en contacto con el centro de servicio o proveedores del equipo para obtener información acerca del sistema de recolección en su país.ES

EUROOPA PARLAMENDI JA NÕUKOGU DIREKTIIV elektri- ja elektroonikaseadmete jäätmete kohta

Euroopa Parlamendi direktiiv elektri- ja elektroonikaseadmete jäätmete kohta nõuab, et Euroopa Liidu maades müüdavatele tootele (või mõnel juhul pakendile) on peale pandud ratastega prügikonteineri märg, millele on rist peale tõmmatud. Elektri- ja elektroonikaseadmete jäätmete direktiivi järgi tähendab see märg, et elektroonika- ja elektriseadmeid ega nende abiseadmeid ei või utiliseerida koos majapidamisjäätmetega. Euroopa Liidus pöörduge oma riigi jäätmekogumissüsteeme puudutava teabe saamiseks seadmete kohaliku edasimüügiesinduse või teeninduskeskuse poole.

De Europese WEEE-richtlijn (Waste of Electrical and Electronic Equipment)

De Europese WEEE-richtlijn vereist dat producten die worden verkocht in EU-landen beschikken over het doorgestreepte vuilnisemmerlabel op het product (of, in sommige gevallen, op de verpakking). Hiermee wil de WEEE-richtlijn klanten en eindgebruikers in EU-landen erop wijzen dat ze hun elektronische en elektrische apparatuur of accessoires niet mogen weggoien met het huishoudelijk afval. Klanten of eindgebruikers in EU-landen dienen contact op te nemen met de vertegenwoordiger of het servicecentrum van de lokale leverancier voor informatie over het afvalinzamelingsstelsel in hun land.

Disposal Instructions, con't

(FR) Directive de l'Union Européenne (UE) sur l'Élimination des Equipements Électriques et Électroniques (DEEE)

La directive DEEE de l'Union Européenne impose que les produits vendus dans les pays de l'UE portent la marque (éventuellement sur l'emballage) d'une poubelle sur roues barrée d'une croix. Comme la directive DEEE l'explique, cette marque composée d'une poubelle sur roues barrée d'une croix signifie que les clients et les utilisateurs des pays de l'UE ne devraient pas inclure leurs équipements électriques et électroniques ou accessoires dans leurs déchets ménagers. Les clients ou utilisateurs des pays de l'UE devraient contacter le représentant local de leur fournisseur d'équipement ou un centre de service pour s'informer sur le système de collecte de déchets dans leur pays.

(GK) Ευρωπαϊκή Ένωση (EE) Οδηγία για τα Απόβλητα Ηλεκτρικού και Ηλεκτρονικού Εξοπλισμού (WEEE)

Η οδηγία WEEE της Ευρωπαϊκής Ένωσης απαιτεί τα προϊόντα που πωλούνται σε χώρες της ΕΕ να έχουν μια ετικέτα με ένα διαγραμμένο δοχείο απορριμμάτων πάνω στο προϊόν (ή στη συσκευασία σε κάποιες περιπτώσεις). Όπως ορίζεται από την οδηγία WEEE, αυτή η ετικέτα με το διαγραμμένο δοχείο απορριμμάτων σημαίνει ότι οι πελάτες και οι τελικοί χρήστες στις χώρες της ΕΕ δεν θα πρέπει να απορρίπτουν ηλεκτρονικό ή ηλεκτρικό εξοπλισμό ή εξαρτήματα στα απορρίμματα του νοικοκυριού. Οι πελάτες ή οι τελικοί χρήστες σε χώρες της ΕΕ θα πρέπει να επικοινωνούν με τον τοπικό αντιπρόσωπο παροχής εξοπλισμού ή το κέντρο υπηρεσιών για πληροφορίες σχετικά με το σύστημα περισυλλογής απορριμμάτων στη χώρα τους.

(HU) Az Európai Unió (EU) Elektromos és elektronikus készülék hulladékaira (WEEE) vonatkozó irányelve

Az Európai Unió WEEE irányelve előírja, hogy az EU tagállamaiban értékesített termékek esetében legyen feltüntetve az áthúzott hulladékgyűjtő ábrázoló címke a terméken (vagy egyes esetek-ben a csomagoláson). A WEEE irányelvben foglaltak szerint ez az áthúzott hulladékgyűjtő ábrázoló címke azt jelenti, hogy az EU tagállam-okban az ügyfelek és a végfelhasználók nem dob-hatják ki az elektronikai és elektromos készülékeket vagy tartozékokat a háztartási hulladékgyűjtőbe. Az EU tagállamokban az ügyfelek és a végfelhasználók lépjenek kapcsolatba a helyi berendezés-szállító képviselőjével vagy a szervíz központtal, hogy tájékozódjanak az országuk hulladékgyűjtő rendszeréről.

(IT) La direttiva della Unione Europea (EU) sui rifiuti di apparecchiature elettriche ed elettroniche (RAEE)

La direttiva RAEE della Unione Europea richiede che i prodotti venduti nei paesi della UE debbano essere marcati con il simbolo di un contenitore di spazzatura mobile barrato sul prodotto (o in casi eccezionali sull'imballaggio). Il simbolo di un contenitore di spazzatura mobile barrato, conforme alla direttiva RAEE, significa che i clienti e i detentori finali nei paesi della UE, non dovrebbero smaltire gli apparecchi o gli accessori elettronici ed elettrici con i normali rifiuti domestici. I clienti o i detentori finali nei paesi della UE dovrebbero rivolgersi al fornitore, rappresentante o centro di riparazione locale per ottenere informazioni sui sistemi predisposti nel proprio paese per la raccolta di tali apparecchi usati.

(LA) Eiropas Savienības (ES) direktīva par elektrisko un elektronisko iekārtu atkritumiem (EEIA) (Waste of Electrical and Electronic Equipment – WEEE)

Eiropas Savienības EEIA direktīva pieprasa, lai uz ražojumiem, kas tiek pārdoti ES valstīs, būtu uzlīme ar pārkrustotu atkritumu tvertni (vai dažos gadījumos uz šo ražojumu iepakojuma). Saskaņā ar EEIA definīciju, šī pārkrustotās atkritumu tvertnes uzlīme nozīmē, ka pircēji un gala lietotāji ES valstīs nedrīkst elektroniskās un elektriskās iekārtas vai to piederumus izmest kopā ar mājsaimniecības atkritumiem. Lai saņemtu informāciju par atkritumu savākšanas sistēmu konkrētā valstī, pircējiem vai gala lietotājiem ES valstīs ir jāsazinās ar savu vietējo iekārtas piegādātāju pārstāvi vai servisa centru.

(LT) Europos Sąjungos (ES) Direktyva dėl elektrinių ir elektroninių atliekų (WEEE)

Europos Sąjungos direktyva WEEE reikalauja, kad prekės, parduodamos ES šalyse, būtų pažymėtos perbrauktos šiukšlių dėžės etikete (kai kuriais atvejais etiketė gali būti ant įpakavimo). WEEE direktyva nurodo, kad šis perbrauktos šiukšlių dėžės simbolis reiškia, kad pirkėjai ir galutiniai naudotojai ES šalyse neturi išmesti elektroninės ir elektrinės įrangos kartu su buitėmis šiukšlėmis. Pirkėjai ir galutiniai naudotojai ES šalyse turi kreiptis į įrangos gamintojo vietinį atstovą arba aptarnavimo centrą, kur jiems bus suteikta informacija apie atliekų surinkimą jų šalyje.

(NL) De richtlijn inzake afgedankte elek-trische en elektronische apparatuur (AEEA) van de Europese Unie (EU)

De richtlijn AEEA van de Europese Unie vereist dat producten die in de landen van de EU worden verkocht (of in sommige gevallen de verpakking daarvan), moeten zijn voorzien van het etiket met een doorgekruiste vuilnisbak. Zoals bepaald door de richtlijn AEEA, betekent dit etiket met de doorgekruiste vuilnisbak dat klanten en eindgebruikers in de landen van de EU elektrische en elektronische apparatuur of toebehoren niet met het huisvuil mogen wegwerpen. Klanten en eindgebruikers binnen de EU moeten contact opnemen met hun plaatselijke leverancier of onderhoudscentrum voor informatie over het afvalinzamelsysteem in hun land.

(NO) Den europeiske unionens (EUs) WEEE-direktiv (Waste of Electrical and Electronic Equipment)

Den europeiske unionens WEEE-direktiv krever at produkter som selges til EU-land må ha fjernet søppelkassemerket på produktet (eller i noen tilfeller på innpakningen). Som definert av WEEE-direktivet betyr denne fjerningen av søppelkassemerket at kundene og sluttbrukerne i EU-land ikke skal kassere elektronisk og elektrisk utstyr eller tilbehør sammen med husholdningsavfallet. Kunder eller sluttbrukere innenfor EU skal kontakte en representant fra sin lokale utstyrsleverandør eller servicesenter for informasjon om avfallshåndteringssystemet i det enkelte land.

(PL) Dyrektywa Unii Europejskiej (UE) dotycząca zużytego wyposażenia elektrycznego i elektronicznego (WEEE)

Zgodnie z dyrektywą Unii Europejskiej WEEE na produktach (lub w niektórych wypadkach na opakowaniu) sprzedawanych w krajach UE powinna być umieszczona ikona przekreślonego kosza. Zgodnie z definicją zamieszczoną w dyrektywie WEEE, ikona przekreślonego kosza oznacza, że klienci i użytkownicy końcowi w krajach UE nie powinni usuwać wyposażenia elektronicznego i elektrycznego lub akcesoriów razem z odpadami komunalnymi. Aby uzyskać informacje dotyczące sieci punktów, w których przyjmowane jest zużyte wyposażenie w danym kraju, klienci lub użytkownicy końcowi w krajach UE powinni kontaktować się z lokalnym przedstawicielem lub centrum serwisowym dostawcy wyposażenia.PL

(PR) Directiva da União Europeia (UE) relativa aos Resíduos de Equipamentos Eléctricos e Electrónicos (REEE)

A Directiva REEE da União Europeia exige que os produtos vendidos em países da UE tenham a etiqueta com o símbolo do contentor do lixo barrado com uma cruz no próprio produto (ou, em determinados casos, na embalagem). Tal como definido pela Directiva REEE, este contentor do lixo barrado com uma cruz significa que os clientes e utilizadores finais nos países da UE não devem eliminar equipamentos eléctricos e electrónicos ou acessórios junto com o lixo doméstico. Os clientes ou utilizadores finais nos países da UE devem contactar o representante local do fornecedor do equipamento ou um centro de assistência para obter informações relativas ao sistema de recolha de lixo no país onde vivem.

(SF) Euroopan parlamentin ja neuvoston direktiivi sähkö- ja elektroniikkalaiteromusta (WEEE)

Euroopan parlamentin ja neuvoston direktiivi sähkö- ja elektroniikkaromusta (WEEE) edellyttää, että laitteet (jossain tapauksissa pakkaukset) on varustettava merkillä, jossa on ristillä yliviivattu, pyörillä varustettu roska-astia. Direktiivi määrittelee, että tällä merkillä varustettua sähkö- tai elektroniikkaromua ei saa heittää talousjätteisiin. Tietoa kierrätysmateriaalin lajittelusta EU-maissa saa paikalliselta laitteen jälleenmyyjältä tai kierrätyskeskuksesta.

(SK) Smernica Európskej Únie (EÚ) o odpade elektrických a elektronických zariadení (OEEZ)

Smernica Európskej Únie OEEZ vyžaduje, aby výrobky predávané do krajín EÚ mali na sebe (alebo v niektorých prípadoch na svojom obale) umiestnený symbol v podobe preškrtnutej kolieskovej nádoby na odpad. Podľa definície tejto OEEZ smernice tento symbol preškrtnutej kolieskovej nádoby na odpad znamená, že zákazníci a koneční používatelia v krajinách EÚ by sa nemali zbavovať elektrických a elektronických zariadení alebo doplnkov vyhadzovaním ich do domáceho odpadu. Zákazníci alebo koneční používatelia v krajinách EÚ by sa mali obrátiť pre informácie o systéme zberu odpadu v ich krajine na zástupcu dodávateľa v ich lokalite alebo na servisné centrum.

(SL) Direktiva Evropske unije (EU) o odpadni električni in elektronski opremi (WEEE)

Direktiva WEEE Evropske unije predpisuje, da imajo izdelki, ki so naprodaj v državah EU, na sebi nalepko s simbolom prekrižanega smetnjaka (v nekaterih primerih je lahko tudi na embalaži). Kot določa direktiva WEEE, ta nalepka opozarja lastnike in uporabnike v državah EU, da električne in elektronske opreme ter dodatkov ne smejo odvreči skupaj z gospodinjskimi odpadki. Lastniki in uporabniki v državah EU se morajo pozanimati o odvozu te vrste odpadkov v svoji državi pri svojih krajevnih dobaviteljih opreme ali centrih za popravila.

(SV) Europaparlamentets och rådets direktiv om avfall som utgörs av eller inne-håller elektriska eller elektroniska produkter (WEEE)

Europaparlamentets direktiv om avfall av elapparater (WEEE) förutsätter, att elektriska apparater (eller i vissa fall deras förpackningar) till salu i EU-länderna skall förses med en symbol som markerar en överkrossad soptunna på hjul. Enligt direktivet bör elapparater eller elektriska tillbehör försedda med denna symbol icke kastas bland allmänt hushållsavfall. I EU-länderna kan man kontakta sina lokala leverantörer eller ett servicecenter för att få information om insamling av avfall.

(TU) Avrupa Birliği (AB) Elektrikli ve Elektronik Gereçler Atık (EEGA) direktifi

Avrupa Birliği EEGA direktifi AB ülkelerinde satılan ürünlerin etiketlerinde (ya da bazı hallerde ambalajlarında) ürünün çöp sepetine atılmaması gerektiğini belirten çapraz sembol konulmasını gerektirmektedir. EEGA direktifinde belirtildiği üzere, bu çöp sepetine atılmaması gerektiğini belirten çapraz işareti AB ülkelerindeki tüketiciler ya da son kullanıcıların elektrikli ve elektronik ürünleri mesken çöpleri/atıkları içinde atmamaları gerektiği anlamını taşır. AB ülkelerindeki tüketiciler ya da son kullanıcılar ülkelerinde uygulanan atık sistemi ile ilgili bilgi almak için ilgili ürünün bölge satış temsilcisi ya da servis merkezleri ile bağlantı kurmalıdır.